

Expand Your Vision

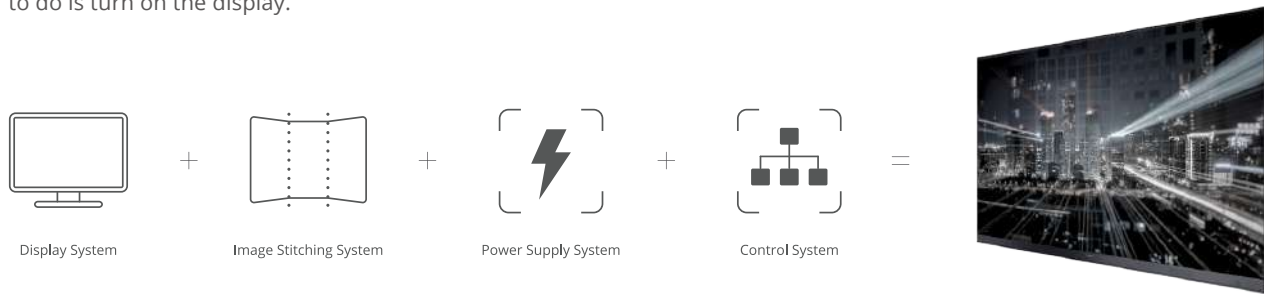
All-in-One Direct View LED Displays
Mainstream Series



As a leading visual solutions provider, ViewSonic is pioneering new trends in the presentation display markets. With the development of our All-in-One Direct View LED Displays, we've advanced LED technology and created a new product category. With huge screen sizes, larger-than-life images and simple setup, these displays are an innovative, all-in-one alternative to traditional video walls.

Simplified All-in-One Design

Unlike traditional LED displays, the ViewSonic All-in-One Direct View LED Displays serve as a simplified solution with integrated display, image stitching, power supply, and control systems, eliminating the need for a complicated setup process—all you need to do is turn on the display.




A Modern Look for Any Interior

Larger than multiple LCD displays combined and practically frameless on three sides, the All-in-One Direct View LED Displays seamlessly deliver content without stitching bezels for a more immersive visual experience. Thin, discreet, and stylish, these displays offer a minimalistic look that blends in harmoniously with almost any interior design style.




Enhanced Moisture-and-Reflection Resistance

First impressions count when making a bold statement. The All-in-One Direct View LED Displays are lined with high-end Fluorocarbon Coating Technology, delivering a luxurious matte finish that eliminates distracting reflections. The coat also acts as a durable screen protection to enhance moisture resistance.



Modular Design for Easy Installation 2 people, 2 hours

Composed of 4-8 cabinets and multiple LED modules. When installed, each individual module auto-configures and calibrates its location and setting values within the display.



Full Front Maintenance Electric vacuum suction tool

Instead of moving an entire set of displays around for maintenance, the hot-swappable front LED modules allow users to change any defective piece. With the included electric vacuum suction tool, removing a module is easy.



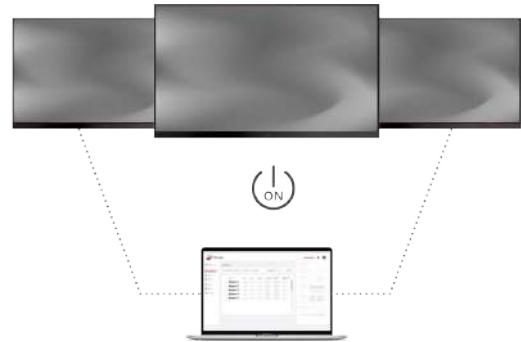
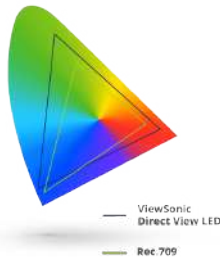
Multitasking with Embedded Operating System & Wi-Fi

With powerful embedded SoC, OS and 2.4G/5G Hz Wi-Fi, users can easily work in a familiar PC environment for app installation, web browsing, multimedia play, wireless device connection, and more.



Wireless Content Sharing from Mobile Devices

The pre-installed ViewBoard® Cast software enables direct content streaming from mobile devices to the display through wireless or wired networks, whether one-to-one, or many-to-one.





120% Rec. 709 Wide Color Gamut

ViewSonic's exclusive Cinema SuperColor+™ Technology features a wider color gamut that delivers lifelike colors, along with an ultra-fast 3,840 Hz refresh rate, 1.5 - 1.8 mm fine pixel pitch, slim profile, and greater contrast ratio for stunningly rich and clear images.

AV Control System Compatible for Efficient Management

This display is Crestron, Extron, AMX and myViewBoard Manager compatible, providing easy and efficient management of multiple display configurations from a PC via LAN connectivity.

| |  Traditional LED Displays |  All-in-One LED Displays |
|------------------------------------|--|---|
| Aspect Ratio | Irregular | Fixed 16:9 (1080p or 4K) |
| Thickness | > 110 mm | < 35 mm ✓ |
| System Integration | No (Require various components and accessories) | Yes ✓ (All-in-One) |
| Installation Effort | High (> 2 people, > 4 hours) | Low ✓ (2 people, 2 hours) |
| Installation Flexibility | Low (Only wall mounted) | High ✓ (Wall mounted or Floor standing) |
| I/O Accessibility | Indirect (Through control box) | Direct ✓ (Plug n' Play) |
| Entry Barrier for Operation | High (Require specialized technician) | Low ✓ (Intuitive operation) |
| | Tedious & Complicated (Multiple steps to power on in > 10 minutes) | Fast & Easy ✓ (One click to power on in < 1 minute) |

Specifications

| MODEL NAME | LDM135-151 | LDM163-181 |
|---|---|---|
| Screen Size | 135" | 163" |
| Display Area (mm) | 3000 (H) x 1687.5(V) | 3600 (H) x 2025(V) |
| Native Resolution | 1920x1080 | 1920x1080 |
| Panel Technology | Direct view LED | Direct view LED |
| Pitch Size (mm) | 1.56 | 1.88 |
| Refresh Rate | 3,840 Hz | 3,840 Hz |
| Brightness (max.) | 600 nits (8 levels adjustable) | 600 nits (8 levels adjustable) |
| Contrast Ratio (typ.) | 6000:1 | 6000:1 |
| Orientation | Landscape | Landscape |
| LED Lifetime (typ.) | 100,000 Hours | 100,000 Hours |
| Local Storage | Total 32GB (26GB available storage) | Total 32GB (26GB available storage) |
| Resolution Support | HDMI(640 x 480) to 1080p(1920 x 1080) | HDMI(640 x 480) to 1080p(1920 x 1080) |
| HDTV Compatibility | 480i, 480p, 576i, 576p, 720p, 1080i, 1080p | 480i, 480p, 576i, 576p, 720p, 1080i, 1080p |
| Horizontal Frequency | 31-94 kHz | 31-94 kHz |
| Vertical Scan Rate | 56-85Hz | 56-85Hz |
| INPUT | | |
| HDMI | x2 (HDMI 1.4, HDCP 1.4) | x2 (HDMI 1.4, HDCP 1.4) |
| USB Type A | x3 (USB3.0 x1, USB2.0 x2) | x3 (USB3.0 x1, USB2.0 x2) |
| RJ45 Input (Internet) | x1 | x1 |
| Wi-Fi Input | 2.4G/5G Hz | 2.4G/5G Hz |
| OUTPUT | | |
| HDMI out | x1 (HDMI 1.4, HDCP 1.4) | x1 (HDMI 1.4, HDCP 1.4) |
| Speaker | 5W x2 | 5W x2 |
| Audio out (3.5mm) | x1 | x1 |
| USB Type A (Power) | Shared with USB input (5V/1A x1, 5V/0.5A x2) | Shared with USB input (5V/1A x1, 5V/0.5A x2) |
| CONTROL | | |
| RJ45 (LAN control) | x1 (shared with Internet) | x1 (shared with Internet) |
| USB Type A (Services) | x1 (shared with USB A Input) | x1 (shared with USB A Input) |
| USB Type B (Debug) | x1 | x1 |
| RS232 (DB 9-pin female) | x1 | x1 |
| IR Receiver | x1 | x1 |
| OTHERS | | |
| Power Supply Voltage | 100-120V/30A ~ 50/60Hz or 220-240V/15A ~ 50Hz, (vary by country) | 100-120V/30A ~ 50/60Hz or 220-240V/15A ~ 50Hz, (vary by country) |
| Power Consumption | 2030W (typ), 2900W (max) < 0.5W (Sleep), < 0W (Off) | 1860W (typ), 2660W (max) < 0.5W (Sleep), < 0W (Off) |
| Operating Temperature | 0~40°C | 0~40°C |
| LED Module Quantity | 100 | 144 |
| Ingress Protection Rating | IP30 | IP30 |
| Net Weight | 298 lbs (135 kg) | 423 lbs (192 kg) |
| Gross Weight | 529 lbs (240 kg) | 661 lbs (300 kg) |
| Screen Dimensions (WxHxD) | 118.9x71.1x1.4 inches(3020.95x1805.95x35 mm) | 142.5x84.4x1.4 inches (3620.95x2143.45x35 mm) |
| Screen Dimensions (WxHxD) with wall mount | 118.9x71.1x2.2 inches (3020.95x1805.95x56 mm) | 142.5x84.4x2.2 inches (3620.95x2143.45x56 mm) |
| Packing Dimensions | 70.9x33.5x29.3 inches (1800x850x745 mm) | 82.7x33.5x32.1 inches (2100x850x815 mm) |
| OSD / User Guide Language | English, French, Spanish, German, Russian, Dutch, T-Chinese, S-Chinese, Turkish, Arabic, Total 10 languages | English, French, Spanish, German, Russian, Dutch, T-Chinese, S-Chinese, Turkish, Arabic, Total 10 languages |
| STANDARD ACCESSORIES | | |
| Power Cord | x1 | x1 |
| USB Cable (A-B) | x1 | x1 |
| Remote Control | x1 | x1 |
| QSG | x1 | x1 |
| Wall Mount | x1 | x1 |
| Spare Parts | LED PCB Unit x2 | LED PCB Unit x2 |
| Maintenance Tool | LD-MK-001 x1 | LD-MK-001 x1 |
| OPTIONAL ACCESSORIES | | |
| Maintenance Tool | LD-MK-001 | LD-MK-001 |
| Floor Stand | LD-STND-001 | LD-STND-002 |
| Motorized Trolley | LD-STND-101 | N/A |
| ViewBoard Cast Button (USB-C) | VB-WPS-001 | VB-WPS-001 |
| ViewBoard Cast Button (USB-A + HDMI) | VB-WPS-003 | VB-WPS-003 |

Specifications

| MODEL NAME | LDM216-251 |
|--|--|
| Screen Size | 216" |
| Display Area (mm) | 4800 (H) x 2700 (V) |
| Native Resolution | 1920x1080 |
| Panel Technology | Direct view LED |
| Pitch Size (mm) | 2.5 |
| Refresh Rate | 3,840 Hz |
| Brightness (max.) | 600 nits (8 levels adjustable) |
| Contrast Ratio (typ.) | 6000:1 |
| Orientation | Landscape |
| LED Lifetime (typ.) | 100,000 Hours |
| Local Storage | Total 32GB (26GB available storage) |
| Resolution Support | VGA(640 x 480) to 1080p(1920 x 1080) |
| HDTV Compatibility | 480i, 480p, 576i, 576p, 720p, 1080i, 1080p |
| Horizontal Frequency | 31K-94 kHz |
| Vertical Scan Rate | 56-85Hz |
| INPUT | |
| HDMI | x2 (HDMI 1.4, HDCP 1.4) |
| USB Type A | x3 (USB3.0 x1, USB2.0 x2) |
| RJ45 Input (Internet) | x1 |
| Wi-Fi Input | 2.4G/5G Hz |
| OUTPUT | |
| HDMI out | x1 (HDMI 1.4, HDCP 1.4) |
| Speaker | 5W x2 |
| Audio out (3.5mm) | x1 |
| USB Type A (Power) | Shared with USB input (5V/1A x1, 5V/0.5A x2) |
| CONTROL | |
| RJ45 (LAN control) | x1 (shared with Internet) |
| USB Type A (Services) | x1 (shared with USB A Input) |
| USB Type B (Debug) | x1 |
| RS232 (DB 9-pin female) | x1 |
| IR Receiver | x1 |
| OTHERS | |
| Power Supply Voltage | 100-120V/30A ~ 50/60Hz or 220-240V/15A ~ 50Hz, (vary by country) |
| Power Consumption | 3430W (typ), 4900W (max) < 0.5W (Sleep), < 0W (Off) |
| Operating Temperature | 0~40°C |
| LED Module Quantity | 128 |
| Ingress Protection Rating | IP30 |
| Net Weight | 750 lbs (340 kg) |
| Gross Weight | 992 lbs (450 kg) |
| Screen Dimensions (WxHxD) | 189.8x110.9x1.4 inches (4820.95x2818.45x 35mm) |
| Screen Dimensions (WxHxD) with wall mount | 189.8x110.9x2.2 inches (4820.95x2818.45x 56mm) |
| Packing Dimensions | 109.4x33.5x40.2 inches (2780x850x1020mm) |
| OSD / User Guide Language | English, French, Spanish, German, Russian, Dutch, T-Chinese, S-Chinese, Turkish, Arabic, Total 10 languages |
| STANDARD ACCESSORIES | |
| Power Cord | x2 |
| USB Cable (A-B) | x1 |
| Remote Control | x1 |
| QSG | x1 |
| Wall Mount | x1 |
| Spare Parts | LED PCB Unit x2 |
| Maintenance Tool | LD-MK-001 x1 |
| OPTIONAL ACCESSORIES | |
| Maintenance Tool | LD-MK-001 |
| Floor Stand | N/A |
| Motorized Trolley | N/A |
| ViewBoard Cast Button (USB-C) | VB-WPS-001 |
| ViewBoard Cast Button (USB-A + HDMI) | VB-WPS-003 |